



## COUNTRY BRIEF

Population	Ease of doing business rank
6 578 000	183rd
Length of coastline	Exclusive economic zone
2 025 km	222 400 km²
Average GDP growth	GDP per capita
7.43%	USD 8 828

GDP from fisheries

0.13%

Fish available for consumption

14.9 kg/capita

Imports of fish and fish  
products - 2019

USD 236 983 550

Agricultural GDP from fisheries

2.69%

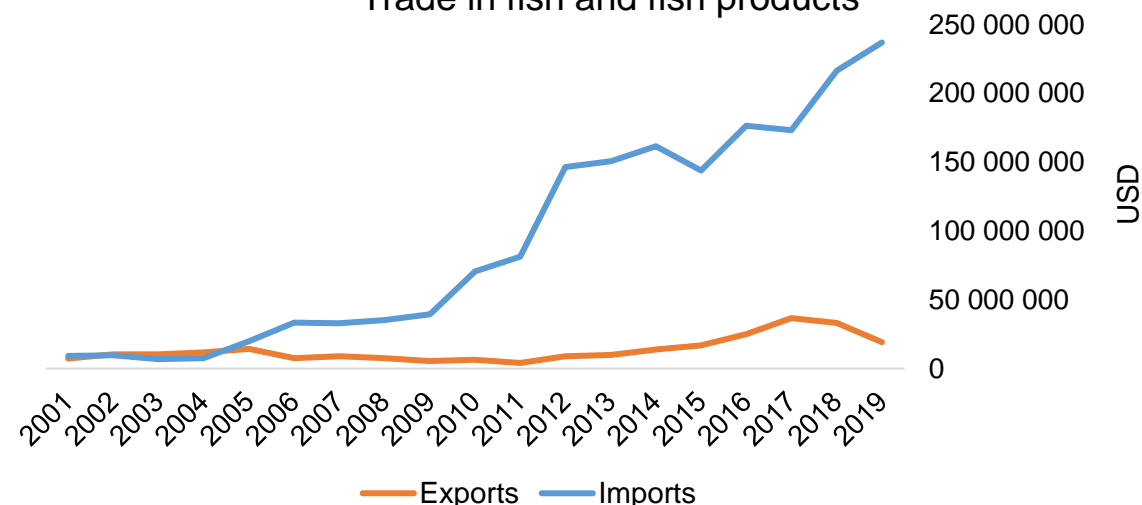
Fisheries and aquaculture  
production

Total	32 347 tonnes
Fisheries	100%
Aquaculture	0%

Exports of fish and fish  
products - 2019

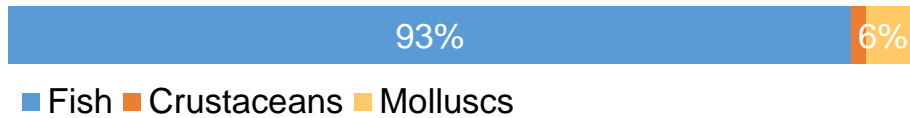
USD 19 263 510

Trade in fish and fish products

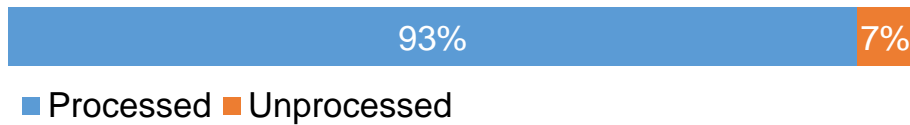


## Production and Trade Breakdown

### Production by volume



### Imports by value



### Exports by value



## Production - Top 10 Species (Volume)

		Tonnes
1 <sup>st</sup>	Round sardinella	6 060
2 <sup>nd</sup>	Common pandora	4 295
3 <sup>rd</sup>	Dogfish sharks nei	3 850
4 <sup>th</sup>	Surmullets (Red mullets) nei	3 745
5 <sup>th</sup>	Atlantic bluefin tuna	2 052
6 <sup>th</sup>	Jack and horse mackerels nei	1 835
7 <sup>th</sup>	Bogue	1 325
8 <sup>th</sup>	Common cuttlefish	1 240
9 <sup>th</sup>	Smooth-hounds nei	750
10 <sup>th</sup>	Pouting (Bib)	745

## Imports - Top 10 Products (Value)

			USD
1 <sup>st</sup>	Tunas, skipjack, bonito	prepared or preserved; whole or in pieces HS 1604.14	206 574 150
2 <sup>nd</sup>	Fish, other than species in 0303	frozen; excluding fillets, livers and roes HS 0303.89	8 227 060
3 <sup>rd</sup>	Sardines, sardinella, brisling or sprats	prepared or preserved; whole or in pieces HS 1604.13	5 804 680
4 <sup>th</sup>	Fish	prepared or preserved HS 1604.20	4 095 090
5 <sup>th</sup>	Tunas, skipjack, stripe- bellied bonito	frozen fillets HS 0304.87	2 302 850
6 <sup>th</sup>	Seabream	fresh or chilled; excluding fillets, livers and roes HS 0302.85	2 186 950
7 <sup>th</sup>	Squid, cuttlefish	frozen HS 0307.43	1 529 380
8 <sup>th</sup>	Fish, other than species in 0302	fresh or chilled; excluding fillets, livers and roes HS 0302.89	1 374 630
9 <sup>th</sup>	Seabass	frozen; excluding fillets, livers and roes HS 0303.84	1 293 580
10 <sup>th</sup>	Hake	frozen fillets HS 0304.74	510 580

## Exports - Top 10 Products (Value)

			USD
1 <sup>st</sup>	Atlantic, Pacific bluefin tunas	live HS 0301.94	13 197 820
2 <sup>nd</sup>	Tunas, skipjack, stripe- bellied bonito	frozen fillets HS 0304.87	2 840 450
3 <sup>rd</sup>	Southern bluefin tunas	live HS 0301.95	1 062 070
4 <sup>th</sup>	Atlantic, Pacific bluefin tunas	frozen; excluding fillets, livers and roes HS 0303.45	602 810
5 <sup>th</sup>	Fish	prepared or preserved HS 1604.20	538 770
6 <sup>th</sup>	Fish, other than species in 0302	fresh or chilled; excluding fillets, livers and roes HS 0302.89	455 590
7 <sup>th</sup>	Fish heads, tails, maws	frozen; excluding fillets, livers and roes HS 0303.99	324 420
8 <sup>th</sup>	Tunas, skipjack, bonito	prepared or preserved; whole or in pieces HS 1604.14	225 780
9 <sup>th</sup>	Fish, other than species in 0304	frozen meat; excluding fillets, livers and roes HS 0304.99	10 330
10 <sup>th</sup>	Tunas	frozen; excluding fillets, livers and roes HS 0303.49	4 200

# A GLOBEFISH Product

# Information, Disclaimer

# Sources

Established in 1984, GLOBEFISH is a multi-donor funded project in the Fisheries Division of the Food and Agriculture Organization of the United Nations (FAO), responsible for providing up-to-date market and trade information on fish and fish products.

[Visit our website](#)

[Subscribe to our newsletter](#) or [email us](#)

## Recent Publications



### [Globefish Highlights](#)

Our flagship publication, focused on prices and analysis of market trends covering a variety of major commodities. Released quarterly.



### [Chinese Fish Price Report](#)

Comprehensive coverage of Chinese price trends, market information for commercially significant species, along with industry news and policy updates. Released quarterly.



### [European Price Report](#)

Market and price analysis for fish and fish products in the European market. Released monthly.



This is the second edition of the GLOBEFISH Market Profiles produced for this country, and was made at the beginning of 2022.

These profiles are based on nationally reported data or information published by international agencies. As the profile is intended to reflect the most up to date information available, reporting years may vary between sections and commodities.

The designations employed and the presentation of material in this information product do not imply the expression of any opinion whatsoever on the part of FAO concerning the legal or constitutional status of any country, territory or sea area, or the delimitation of frontiers or boundaries.

The data herein presented is compiled by FAO staff at the time of its production, "as is" and "as available", and every effort is made to ensure, but not guarantee, their timeliness, accuracy and completeness. FAO assumes no responsibility for errors and omissions in the data provided. Users are, however, kindly asked to report any errors or deficiencies in this product to FAO GLOBEFISH ([globefish@fao.org](mailto:globefish@fao.org)).

### Please note

Re-exports and re-imports are not included. The term N/A has been used to indicate that information was not found in the indicated sources. The classification of fish and fish products as either processed or unprocessed is very broad, and is intended for indicative purposes only.

### [HS codes for fish and fish products](#)

International trade codes for fish and fish products in a user friendly format.



Sources and time periods:

-Fishing and aquaculture production (2019):  
FAO's [Global Fishery and Aquaculture Production Statistics](#)

-Fish available for consumption (2017):  
FAO's [Fishery and Aquaculture Statistics 2019](#)

-Population (2019), GDP Growth (2015-2019), GDP per Capita (2019):  
IMF's [World Economic Outlook Databases](#)

-Imports, Exports and Share of Trade (2000-2019):  
FAO's [Global Fishery and Aquaculture Commodities Statistics](#)

-GDP, GDP from fisheries, GDP from agriculture (2019):  
World Bank's [World Development Indicators](#),  
OECD's [National Accounts Statistics](#) or  
UNSD's [National Accounts](#)

-Ease of doing business (2019):  
World Bank's [Ease of Doing Business](#) ranking

-Length of Coastline, Exclusive Economic Zone, Exclusive Fishing Zone (2003):  
UNEP's [Global Environment Outlook](#)

### [GLOBEFISH](#)

Explore more market information on the GLOBEFISH website



### [GLOBEFISH on ISSUU](#)

Read GLOBEFISH publications on ISSUU

